



Universal digital force gauges for tension and compression tests with integrated measuring cell and RS-232 data interface

Features

- **Turnable display** with backlight
- **1** Can be mounted on all SAUTER test stands
- Digital force gauge with internal sensor
- **Data interface RS-232**, included
- **2** Standard attachments: as shown below, extension rod: 90 mm
- **3** Delivered in a hard carrying case
- Selectable measuring units: N, lb, kg
- **Peak-Hold function** to capture peaks (measurement result will be "frozen" for a short time) or **Track function** mode for a continuous measurement indication (period of time approx. 10 s)
- **Function to set limits**, programming of Max./Min., in pull and push direction, with output of acoustic and optical signal. Ideal mode for efficient and accurate testing of standard parts
- **Auto-Power-Off**

- **Internal memory** for up to 10 measurements
- **Mini Statistics Kit:** calculates the average result from up to ten stored single results, min., max., n

Technical data

- High resolution: up to 10,000 points (total measuring range)
- Internal measuring frequency: 2000 Hz
- Precision: 0,5 % of [Max]
- Overload protection: 150 % of [Max]
- Dimensions WxDxH 66x36x230 mm
- Thread: M6
- Rechargeable battery pack integrated, standard, operating time up to 12 h without backlight, charging time approx. 4 h
- Net weight approx. 0,64 kg

Accessories

- **Relais module**, serves to amplify the output signal of the dynamometer to control direct actions, SAUTER AFH-02
- **Force-time data transfer software** for graphical representation on the PC and data transfer to Microsoft Excel, SAUTER AFH FAST
- **Force-displacement data transfer software** with graphic display of the measurement process, SAUTER AFH FD
- **Thermal printer**, SAUTER YKB-01N
- **2 Standard attachments**, SAUTER AC 43
- Further accessory see www.sauter.eu and page 26 et seqq.































STANDARD



OPTION



Model	Measuring range [Max]	Readout [d]	Option ISO Calibration Certificate							
			Tension		Compression		Tension/Compression			
			ISO KERN		ISO KERN		ISO KERN			
SAUTER	N	N								
FH 2.	2	0,001	961-161		961-261		961-361			
FH 5.	5	0,001	961-161		961-261		961-361			
FH 10.	10	0,005	961-161		961-261		961-361			
FH 20.	20	0,01	961-161		961-261		961-361			
FH 50.	50	0,01	961-161		961-261		961-361			
FH 100.	100	0,05	961-161		961-261		961-361			
FH 200.	200	0,1	961-161		961-261		961-361			
FH 500.	500	0,1	961-161		961-261		961-361			

 Adjusting program (CAL): For quick setting of the balance's accuracy. External adjusting weight required.	 Data interface Infrared: To transfer data from the balance to a printer, PC or other peripheral devices.	 Battery operation: Ready for battery operation. The battery type is specified for each device.
 Calibration block: standard for adjusting or correcting the measuring device.	 Control outputs (optocoupler, digital I/O): to connect relays, signal lamps, valves, etc.	 Rechargeable battery pack: rechargeable set.
 Peak hold function: capturing a peak value within a measuring process.	 Analogue interface: to connect a suitable peripheral device for analogue processing of the measurements.	 Mains adapter: 230V/50Hz in standard version for EU. On request GB, AUS or USA version available.
 Scan mode: continuous capture and display of measurements.	 Statistics: using the saved values, the device calculates statistical data, such as average value, standard deviation etc.	 Power supply: Integrated, 230V/50Hz in EU. More standards e.g. GB, AUS or USA on request.
 Push and Pull: the measuring device can capture tension and compression forces.	 PC Software: to transfer the measurements from the device to a PC.	 Motorised drive: The mechanical movement is carried out by a motorised drive.
 Length measurement: captures the geometric dimensions of a test object or the movement during a test process.	 Printer: a printer can be connected to the device to print out the measurements.	 Fast-Move: the total length of travel can be covered by a single lever movement.
 Focus function: increases the measuring accuracy of a device within a defined measuring range.	 GLP/ISO record keeping: of measurements with date, time and serial number. Only with SAUTER printers.	 ISO Calibration: The time required for ISO calibration is shown in days in the pictogram.
 Internal memory: to save measurements in the device memory.	 Measuring units: Weighing units can be switched to e.g. non-metric at the touch of a key. Please refer to website for more details.	 Package shipment: The time required for internal shipping preparations is shown in days in the pictogram.
 Data interface RS-232: bidirectional, for connection of printer and PC.	 Measuring with tolerance range: Upper and lower limiting can be programmed individually, e.g. for sorting and dosing.	 Pallet shipment: The time required for internal shipping preparations is shown in days in the pictogram.
 Data interface USB: To connect the balance to a printer, PC or other peripheral devices.	 ZERO: Resets the display to "0".	 Warranty: The warranty period is shown in the pictogram.

Your SAUTER specialist dealer:

Elastocon®

Tvinnargatan 25 • SE-507 30 Brämhult
Tfn: 033-22 56 30 • Fax: 033-13 88 71
info@elastocon.se • www.elastocon.se